

: .

2009





---

:

## Περιεχόμενα

.....	5
.....	6
1 .....	7
1.1) .....	7
1.2) .....	11
<b>1.2.1)</b> .....	<b>11</b>
<b>1.2.2)</b> (     )	<b>21</b>
1.3) .....	24
1.4) .....	29
2 .....	29
2.1) .....	29
2.2) - .....	31
<b>2.2.1)</b> .....	<b>31</b>
<b>2.2.2)</b> .....	<b>34</b>
2.3) .....	52
<b>2.3.1)</b> .....	<b>52</b>
<b>2.3.2)</b> .....	<b>56</b>
2.4) .....	64
3 .....	65
3.1) .....	65
3.2) .....	85
4 .....	86
4.1) .....	86
4.2) - .....	88
4.3) .....	90
.....	91
.....	93





# 1

## 1.1)

. ( )

,

:

- 
- 
- 

:

1.

2.

3.

( ).

( ).

Ranvier.

Ranvier

Schwann. To

Schwann



4. ( )

( 1).

1. ( ),

2.

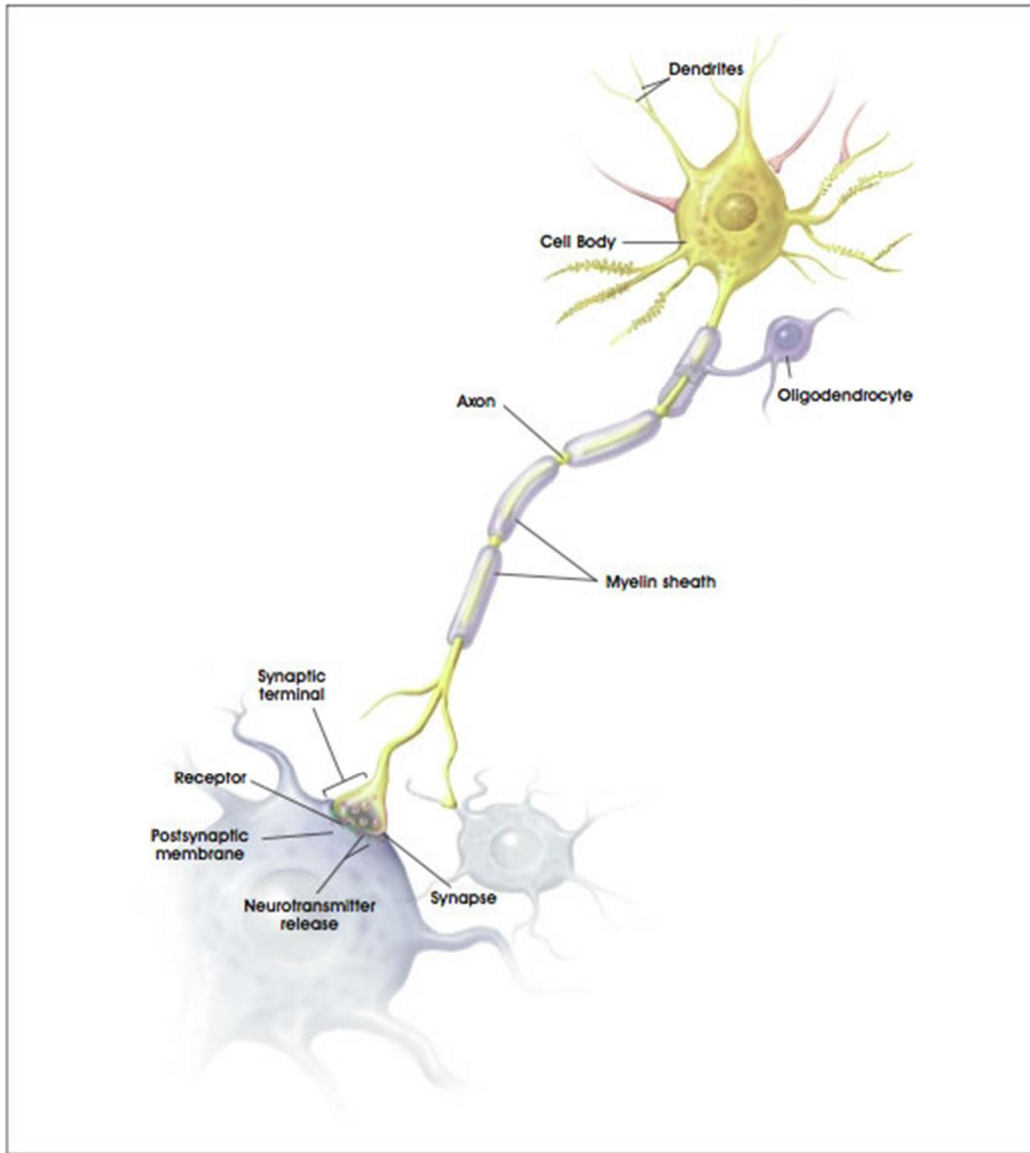
3. ( ),

I.

II.

( )

(Snell, 2000).



1: (  
<http://stemcells.nih.gov/StaticResources/info/scireport/images/figure81.jpg>). :

•  
 • ,  
 • :  
 1. \_\_\_\_\_ :

- I. \_\_\_\_\_ .
- II. \_\_\_\_\_ .
- III. \_\_\_\_\_ .
- IV. \_\_\_\_\_ .
- V. \_\_\_\_\_ - \_\_\_\_\_ .

2. \_\_\_\_\_

- I. \_\_\_\_\_ ( . . . )

3. \_\_\_\_\_

- I. \_\_\_\_\_ ,

4. \_\_\_\_\_

- I. \_\_\_\_\_ - \_\_\_\_\_  
 .(Snell, 2000; \_\_\_\_\_ , 2003)

1.2)

:

1.2.1)

1.2.1.1)

)

:

1. \_\_\_\_\_:

( \_\_\_\_\_ ).

( \_\_\_\_\_ ),

: \_\_\_\_\_ , \_\_\_\_\_ , \_\_\_\_\_ , \_\_\_\_\_ , \_\_\_\_\_ .

2. \_\_\_\_\_

V, VI, VII VIII.

3. \_\_\_\_\_

IV ( \_\_\_\_\_

).

4. \_\_\_\_\_

:

5. \_\_\_\_\_

i. \_\_\_\_\_

ii. \_\_\_\_\_

( 2).

:

CRF

(corticotrophin release factor,

ACTH),

ACTH (adrenal cotricotropin hormone,

ADH (antidiuretic hormone,

)

».

6. \_\_\_\_\_

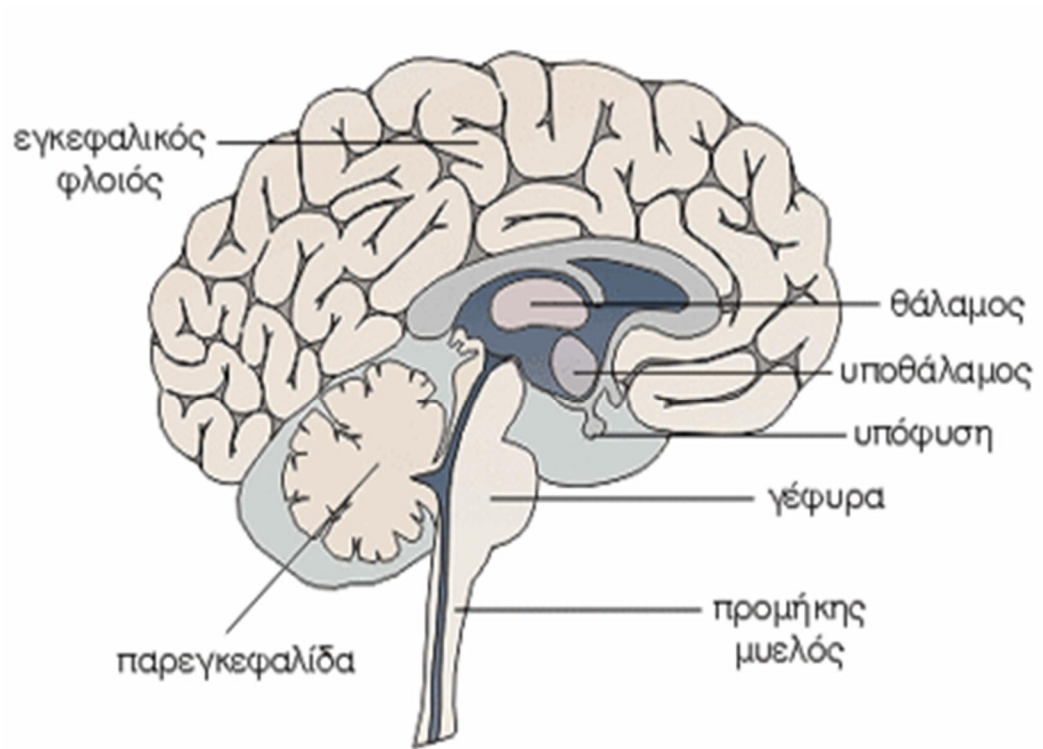
5 : ( 3). Reil

• \_\_\_\_\_

• \_\_\_\_\_ ( )

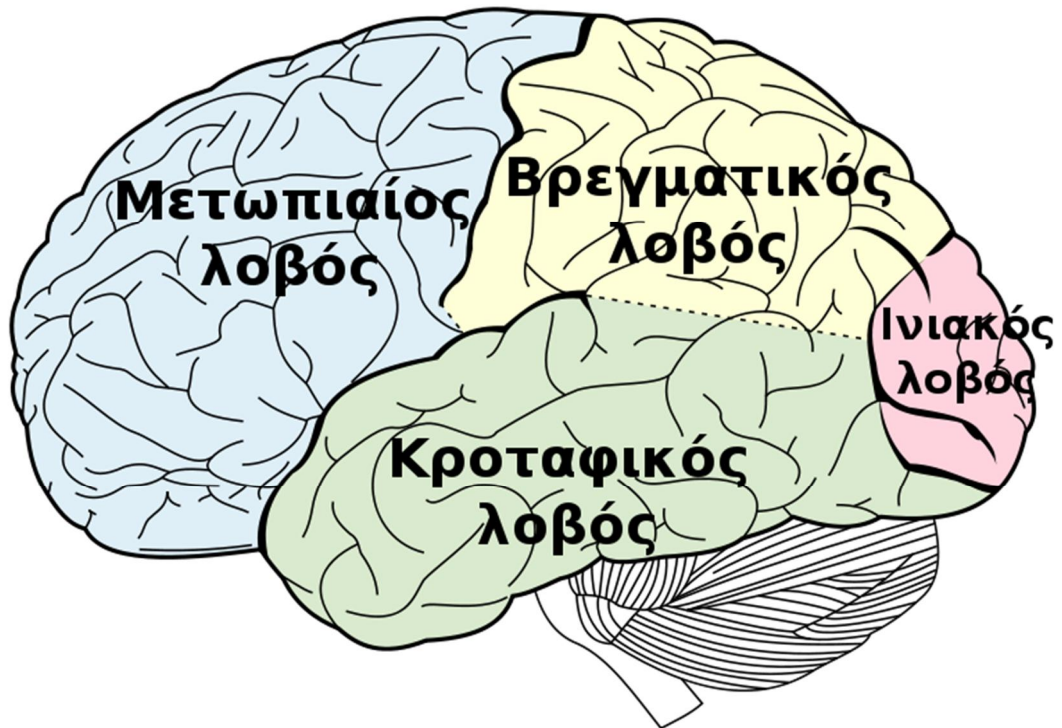
• \_\_\_\_\_ ( )

(Rissell, 1992; , 2001)



2:

( : [http://www.fa3.gr/OnLine\\_Photoes/albums/anatomy/normal\\_e26p01.gif](http://www.fa3.gr/OnLine_Photoes/albums/anatomy/normal_e26p01.gif)).



3:

( :

[http://upload.wikimedia.org/wikipedia/commons/thumb/0/0b/Lobes of the brain el.svg/800px-Lobes of the brain el.svg.png](http://upload.wikimedia.org/wikipedia/commons/thumb/0/0b/Lobes_of_the_brain_el.svg/800px-Lobes_of_the_brain_el.svg.png).

)

:

1. \_\_\_\_\_

2. \_\_\_\_\_

( 4).



(Kahle et al., 1995; , 2001).

(Kahle et al., 1995; , 2001).

**1.2.1.2)**

12 , :

IV. :

V. : ( ).

( )

VI. : .

VII. : .

V . : , .

. : .

. : , .

. : , .

. : , .

. : , .

. : , .

. : , .

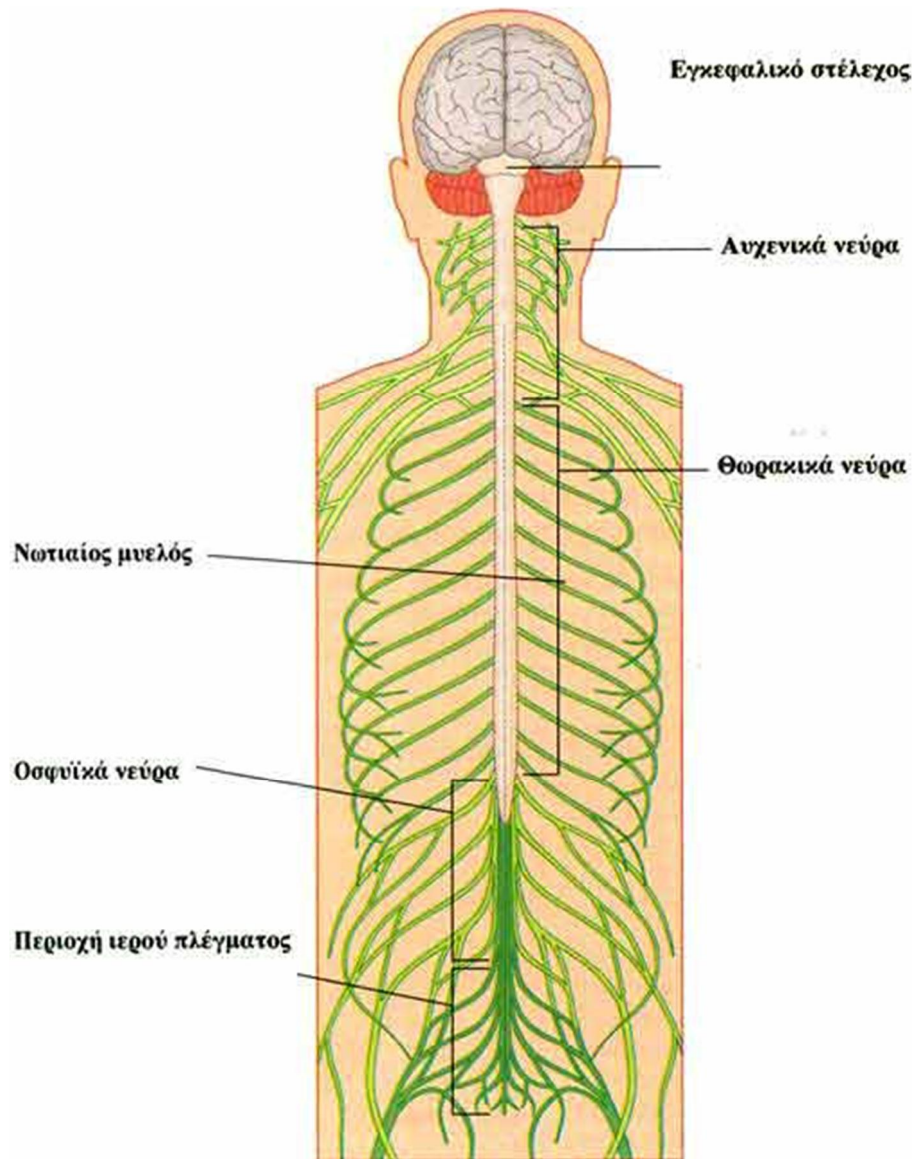
XI. : , .

. : , .

. : , .



(Rissell, 1992;  
, 2003).



4:

(

:

<http://www.rhodes.aegean.gr/sxedia/grafdaskalou/anatomy/sub1/thought/mielos.htm>)

1.2.1.3)

, :

1. .  
. .

2. . , :

. , .  
. , .  
. , .  
. .

(

) :

1. .

2. .

3. .

4. , .

( ), ,

. , , .  
. , .  
. .

( ) . , , ,

(Rissell, 1992; , 2003).

**1.2.2) ( )**

( )

...)

( )

...

( )

(Kahle et al. 1995)

stress.

( )

- 
- 
- 

- 
- 
- 

(Snell, 2000)

I) ( )

II) ( )

80%

(Snell, 2000).



(Snell, 2000).

( )

(Snell, 2000).

**1.3)**

- 
- 
- 

<< >> ,

. . . .



) ( . . ) ,

. . :

- 
- 
- 

, ,

.

.

- 
- 
- 

( , 2007).

)

,

,

.

.

,

.

( )

.

,

...

,

.

.

.

.

-

.

.

( , 2007)



2.1)

)

( , 1996)

)

.

,

,

,

.

,

65

.

( , 1996).

:

- 1) **Alzheimer** (Alzheimer's disease)
- 2) (Vascular dementia, )
- 3) **Parkinson** (Parkinson's disease)
- 4) **Lewy** (Lewy bodies dementia,

5) (Frontal lobe degeneration),

6) **Huntington** (Huntington's disease)

7) **Korsakoff** (Korsakoff syndrome),

1,

45-65

2.2)

2.2.1)

)

ALZHEIMER

Alzheimer (

*Alzheimer*)

Alzheimer.

,  
, ,

.

, -

Alzheimer

2/3

,

4

Alzheimer

5

65

( , 2002).

Alzheimer

,

,

,

:

É  
É  
É  
É  
É  
É  
É  
É  
É

, (

)

,

Alzheimer

.

,

,

-



( - , 2000).

) ( . . . )

( )

60%

500.000

20

40 ).

15 ,

15

20 50 ,

30.

15%

(Tierney, 2006).

) PARKINSON

Parkinson ( )

1%

65 .

1817 James Parkinson  
" " , 1969.

) HUNTINGTON

Huntington,

Huntington,

( , , ).

GABA

( - ),

Huntington

30 40

( , 2006).

2.2.2)

) ALZHEIMER

Alzheimer

14, 19, 21

Alzheimer

C,

Alzheimer:

Alzheimer

65 )

(

(

65

).

30 60 ,

Alzheimer

Alzheimer

( ) .

tau,

tau

Alzheimer

tau

tau

( )

,

,

Alzheimer

Alzheimer

( , 2006) ( 5).

**Alzheimer**

: 2 4

▪ :

▪

▪ :

▪ :

▪ :

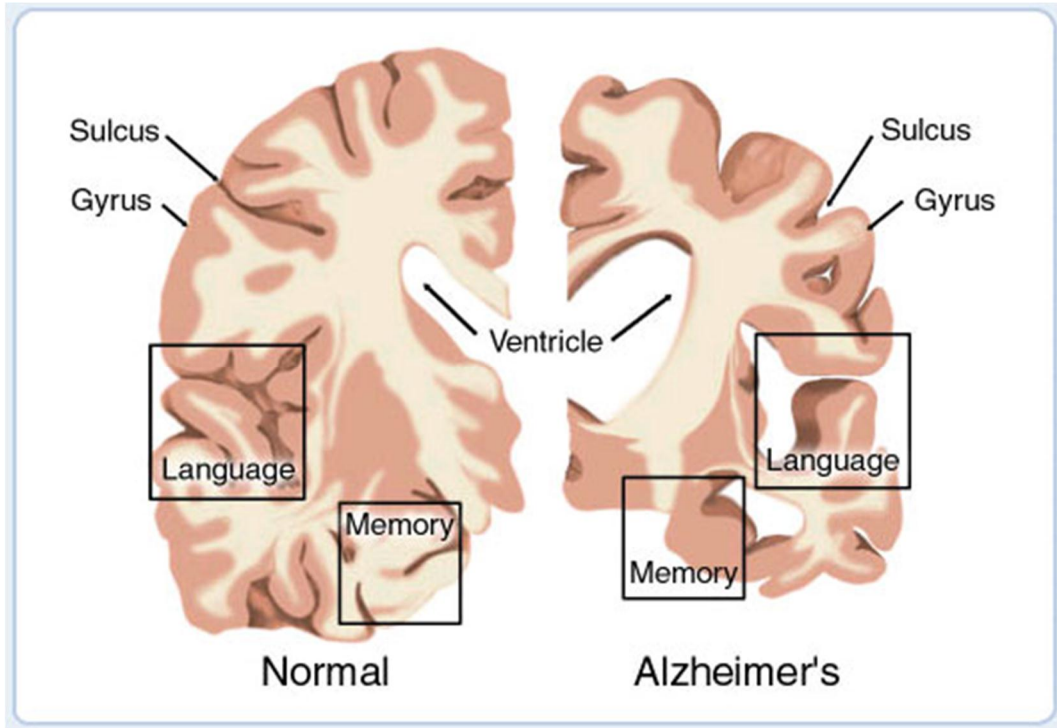
**II: 2 12**

■ : .  
 .  
 ,  
 ,  
 «sundowning».

■ : .  
 ■ : ,  
 ■ :  
 ■ :  
 ■ :  
 ■ : ( . . ).

**III: 2 4**

■ :  
 ,  
 ■ : .  
 :  
 ( , 2002).



5:

( )

Alzheimer ( ).

(Language)

(Memory)

( : [http://www.ahaf.org/assets/images/brain\\_cross\\_section\\_border.jpg](http://www.ahaf.org/assets/images/brain_cross_section_border.jpg))

)

( . . . )

,

.

,

-

-

)

(

(Tierney, 2006).

( )

20

( 6).

: 1)

, 2)

, 3)

4)

(Tierney, 2006).

, : .

\_\_\_\_\_ (50% )

:

É , ,

· , ,

, ,

( )

É ( III XII)

, , , , , ,

· , -

, ,

·

É ,

·

\_\_\_\_\_ (25% )

É / ( ).

É , ,

( ).

É , · · ,

·

É , ·

É ·



\_\_\_\_\_ (5% \_\_\_\_\_)

\_\_\_\_\_ (5% \_\_\_\_\_)

É

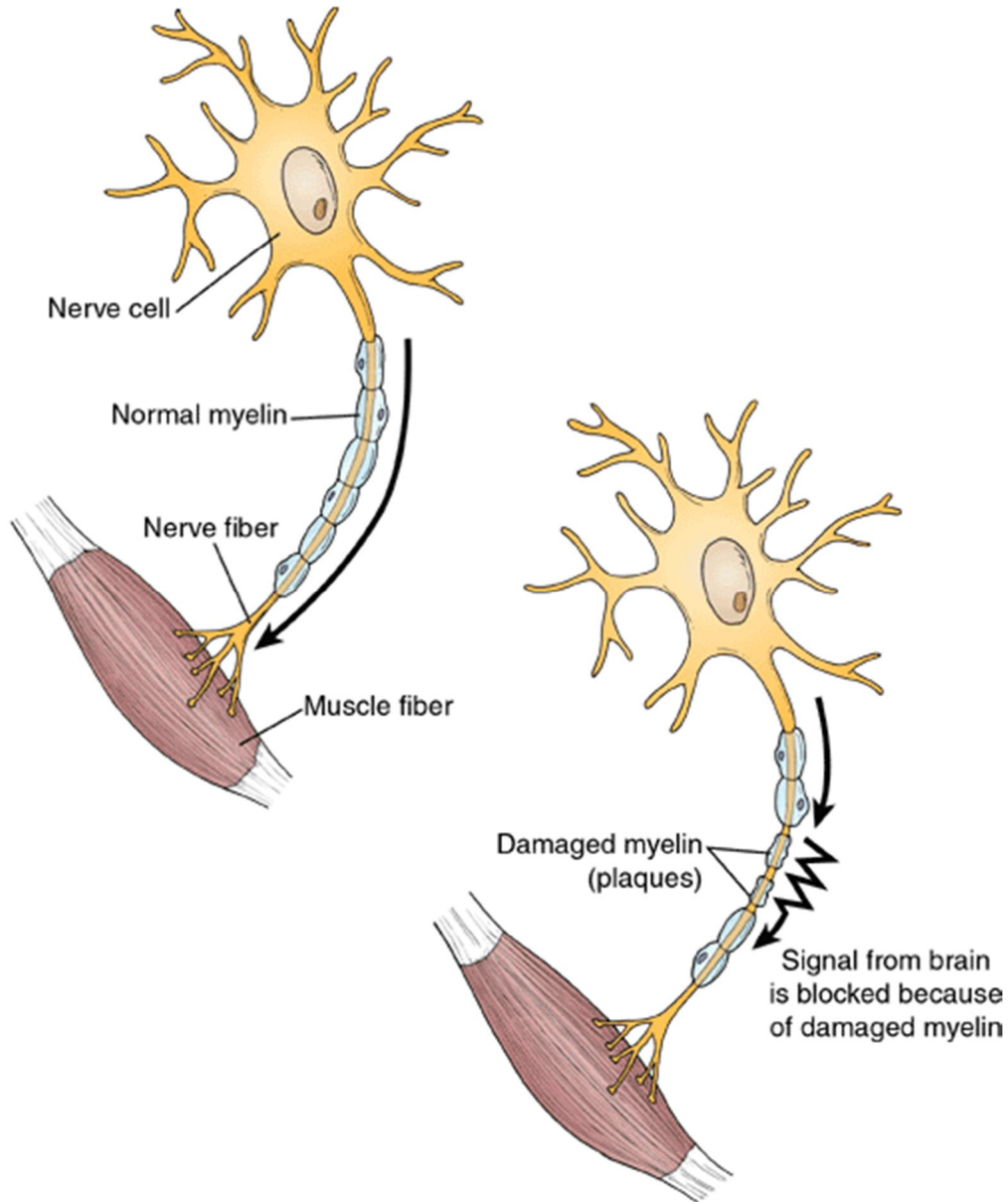
(1)

(

) (2)

(Tierney, 2006).

## Damaged Myelin in Multiple Sclerosis



Copyright © 2005 McKesson Corporation and/or one of its subsidiaries. All Rights Reserved.

6:

( <http://www.uofmmedicalcenter.org/healthlibrary/content/mscleros.gif> )

) PARKINSON

Parkinson,

» ( ) ( ) ( )

( lanow, 1999).

**Parkinson**

I

II

III

IV

V

James Parkinson

1817.

(Olanow, 1999).

(lanow, 1999)

(

)

(

)

« »

( )

« », ,  
,  
( lanow, 1999).

,  
.  
Parkinson

. ,  
.  
,  
.  
Parkinson, , ,  
( lanow, 1999) ( 7).



7:

Parkinson.

(

:

[http://upload.wikimedia.org/wikipedia/commons/d/d7/Sir\\_William\\_Richard\\_Gowers\\_Parkinson Disease sketch 1886.jpg](http://upload.wikimedia.org/wikipedia/commons/d/d7/Sir_William_Richard_Gowers_Parkinson_Disease_sketch_1886.jpg))

( lanow, 1999).

Parkinson.

50%

1/3

70

( lanow, 1999).

Parkinson

Parkinson

( lanow, 1999).

: , ( , ) ,



Parkinson:

É ,

É ,  
É ,

É , ,

É , ,  
É ,  
É ,

( , ),

( , ),

É ,  
,  
É

( lanow, 1999)

) HUNTINGTON

Huntington

GABA

Huntington,

Parkinson

Huntington

( 8).

**Huntington**

É  
É  
É  
É  
É  
É

:  
,

É  
É  
É  
É

-  
.  
-  
:  
, , , , , , , , ,

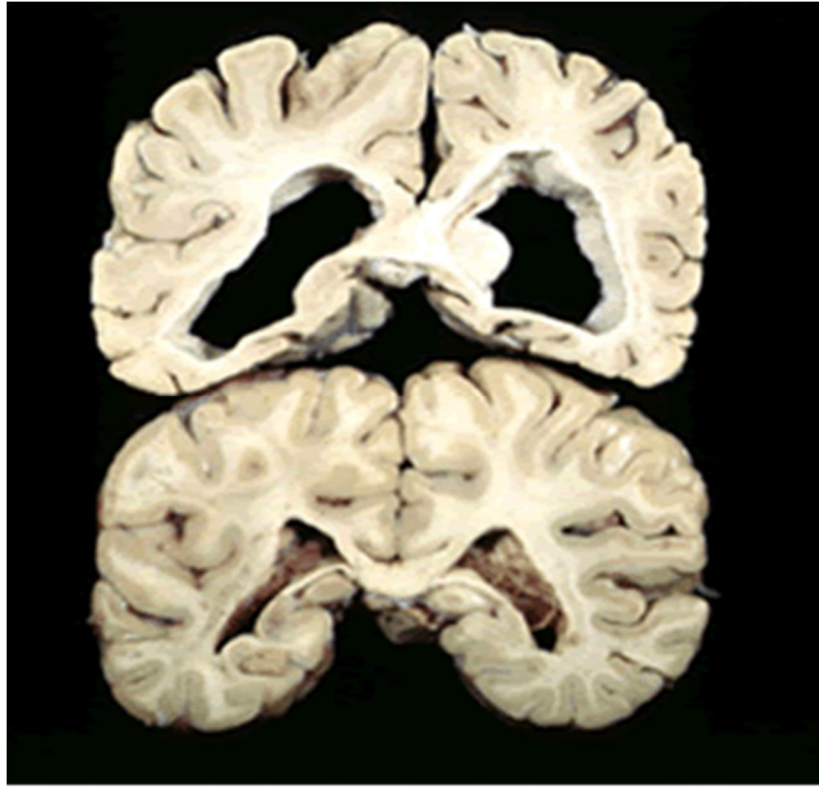
. (Tierney, 2006).

É  
"  
"  
É

:



(Tierney, 2006).



8:

Huntington ( )  
( ).

( [:http://www.stanford.edu/group/pandegroup/folding/pics/HD\\_effect.gif](http://www.stanford.edu/group/pandegroup/folding/pics/HD_effect.gif))

2.3)

-

2.3.1)

)

ALZHEIMER

Alzheimer

ø

• ( ),

• ,

• (PET),

• , Folstein Mini

Mental Status Examination

(Tierney, 2006)

) ( . . . )

É

80%

(IgG)

IgG

É

É

25%

É

(PET)

É

(Tierney, 2006).

) PARKINSON

Parkinson,

6-[18F]- -dopa.

•

• *HEF.*

•

•

( , 1996)

70%

" " ( )

Parkinson

(Olanow, 1999).

) HUNTINGTON

Huntington.

4,

DNA.

95%

( , 1996).

2.3.2)

) ALZHEIMER



Alzheimer.

Alzheimer.

· , ,

·

,

..

Alzheimer

·

,

,

,

·

^

,

·



( , 1996).

) ( . . . )



(ACTH)

( ) ( , 1996).

( )

-1a,

-Ib.

-1a

-1b,

-1 b

( , 1996)

(ACTH),

,

.

ACTH

.

,

ACTH

3

12

(Hickey, 2002).

,

.

,

,

,

.

( , 1996).

,

,

.

,

n

1-2


( , 1996).

,

( , 1996).



( , 2000).



( , 1996).

)

PARKINSON



Parkinson,

. To «on-off»

( )

( , 1996).

( )

1 2 .

Parkinson

( , 1996)

---

(pallidotomy)

Parkinson,

( , )

.

.

.

,

,

( , 2000).

---

,

.

Activa

,

.

,

.

( ,

2000).

)

HUNTINGTON

---

,

Huntington.

É

,

,

Huntington

.

.

( , 1996)

2.4)

Alzheimer, Parkinson, Huntington.

65

Parkinson







. ,  
 .  
 .  
 •  
 ,  
 . ,  
 .  
 , ,  
 ( -  
 , 2000; , 2001).

- ,
- ,
- 
- ,
- ,
- 
- 

---

,

.

• , ,

• ,

• ,

• ,

• ,

• ,

• ,

• ,

• ,

• ,

• ,

• ,

• ,

• ,

• ,

• ,

• ,

• ,

• ,

• ,

• ,

• ,

• ,

• ,

• ,

• ,

• ,

• ,

• ,

• ,

( - , 2000; - , 2000).



Alzheimer

• ,

• ,

• ,

• ,

• ,

• ,

• ,

• ,

• ,

• ,

• ,

• ,

• ,

• ,

• ,

• ,

• ,

• ,

• ,

Alzheimer.

( - , 2000;

- , 2000).

---

Alzheimer

Alzheimer

( - , 2000; - , 2000).

---

Alzheimer

« »

• Alzheimer

, 2000).

( - , 2000; -

---

Alzheimer

Alzheimer

•

•

Alzheimer.

•

Alzheimer.

( - , 2000;

ó , 2000).

Alzheimer

•  •  •	• • • • : • •  •	• •  • •  • • • • •

(Engram, 2001)

)

( . . . )

( - , 2000)



\_\_\_\_\_

‘  
.  
,  
,  
.  
,  
.  
,  
.

( - , 2000; ó , 2000).

\_\_\_\_\_

\_\_\_\_\_.

• : ,

( / , ), ,

• : , , , , , , , , ,

, , , , , , , , ,

\_\_\_\_\_

.

, , .

, , , , , , , , ,

, , , , , , , , ,

( - , 2000; ó , 2000).

\_\_\_\_\_

« »,

.

•

,

.

•

.

.

•

,

.

.

,

.

:

,

,

,

.

( - , 2000; ó

, 2000).



,

,

,

,

.

.

.

.

.

.

•

.

•

,

,

• , ( ) ,

: 2 L ,

· ,  
( - ,

2000; ó , 2000).







4 , .  
( - , 2000; ó , 2000).



•

, 2000; ó , 2000).

(



Parkinson.

•

•

•

•

, 2000; ó , 2000).



•

Parkinson

( - , 2000; ó , 2000).



Parkinson

	( )  /  /	-  -  -  -  -
		-

(Engram, 2001)

) HUNTINGTON

Huntington,

. ,  
, . ,  
,  
: DNA 4

. Huntington, ,  
,  
,  
( - , 2000; ó , 2000).



, ,  
,  
,  
Huntington  
ø

Huntington.

( - , 2000; ó , 2000).

---

•

•

Heimlich

•

•

Huntington.

ó , 2000).

( - , 2000;

---

Huntington

•

•

( - , 2000; ó , 2000).

---

•

•

•

•

•

2

•

.

.

.

.

(

-

, 2000; ó , 2000).



,

,

Huntington

,

,

,

.

•

,

.

•

,

:

,

.

.

.

.

( - , 2000; ó , 2000).



4

4.1)

)

ALZHEIMER

Alzheimer,

2000; ó , 2000).

)

( . . . )









4.3)

,  
.  
,  
,  
.  
,  
,  
,  
,  
,

. , .

( ).

, , . , , , , .

.

, , , , , .

,

Alzheimer,

,

Parkinson,

Huntington

.

, ,

,

.

.

, , , ,

.

, ,



- Engram B. «  
»,  
2001.
- Kahle W., Leonhardt H., Platzer W., «  
», 3  
1995.
- Mc Stephen ., «  
»,  
2002.
- Rissell R.W. & Dewar A.J. «  
», 1992.
- Snell R.S. «  
», 1995.
- Tierney L. M., Stephen J., Papadakis ., «Current Medical Diagnosis & Treatment», 2  
Lange, 2006.
- . «  
», University studio press,  
2001.
- . «  
», 2  
1999.
- ., «  
Parkinson»,  
1996.
- ., «  
»,  
2001.
- . «  
»,  
1996.
- lanow C.W., «Etiology and pathogenesis of Parkinson's disease». Tatton W.G Annual  
Reviews of Neuroscience 1999.
- ., «  
»,  
2002.
- ., «  
-  
)», 3  
,  
2000.

., « », 2 , . , 2006.

2000. ó ., « », ,

., « », . ., 2007.

., « », - -, 1996.

. ., « », , 2000.

2003. . « », 3 , GM Design